

POWER TO LIFT



# EVEN GREATER STRENGTH, NEW LARGE RANGE CRANES

HMF 7020 and HMF 9520 for particularly demanding lifting tasks and assembly work





Atter en kvalitetsopbygning fra

Atter en kvalitetsopbygning fra



# INNER AND OUTER STRENGTH

Your crane has to last for many years and be reliable. Day after day. We provide you with a sturdy crane that helps to keep you successfully in business.

The steel quality is ultra-high tensile steel, and all the sub-components are treated either with zinc-nickel or zinc-iron coating.


And we have thought of all the details. The extra wide extension profile, for example, to give increased strength, and there is an internal extension cylinder on the OK6, K6 and K7 extensions for optimal protection.

## OPTIMAL LIFTING CAPACITY - ALSO WITH A FLY-JIB

As always with HMF, you get an excellent power-to-weight ratio. If you need extra lifting power, you can now have the K-boom system with Fly-Jibs specially adapted for optimal lifting capacity with a Fly-Jib. At the same time, a new hoist solution is available, where the boom system with Fly-Jib is foldable with hoist.

## REDUCED SPACE REQUIREMENTS

If you need particularly reduced space requirements, you can choose the OK-boom system, which is a whole 20 cm shorter. With the compact design and minimum space requirements, you obtain the optimum utilization of the vehicle payload. In addition, you get a longer reach.



## STABLE OPERATION AND HIGH SPEED

The crane has a 2-gear slewing system and a slewing torque up to 9000 Kgm, giving you smooth operation and precise positioning with fast and efficient control. The slewing gears are protected by a smart casing, which you can easily take off and put on again for servicing.

## EVEN BETTER CONTROL

HMF's operator-independent RCL Safety System now has even more built-in advantages.

### Progressive Crane Control (PCC)

The PCC function dampens both mechanical and hydraulic oscillations during sudden movements with the control valve levers, so crane movements are more flexible, while the work is more efficient and wear and tear is reduced.

### Progressive Flow Control (PFC)

PFC controls the oil flow when operation requires more oil capacity than the pump can deliver, so none of the crane functions are stopped. All functions run, just more slowly, except for slewing, which is kept constant. This improves the operating economy, while at the same time the fast working pace is still ensured.

# SAFETY FIRST



## EVS - THE ORIGINAL VEHICLE STABILITY SYSTEM

EVS is a dynamic stability safety system which constantly monitors the stability of the vehicle in all working areas during crane operation. EVS actively incorporates the load on the vehicle, the inclination of the ground, the vehicle heel, the load moment of the crane and its working speed.

EVS increases the working area of the crane by calculating improved stability factors, for instance the load on the truck body and the stabilizer spread.

The system meets the requirements of the EN 12999, which covers safety on loader cranes.

## ALTERNATIVE SAFETY WITH AUTOSWITCH

With AutoSwitch you can select the CYBEL setting with 2LMB, if you want to switch the EVS off. The EVS system is deactivated when the stabilizer beams are fully extended and the stabilizer legs are on the ground. It is a requirement, however, that during the stability test, the crane fitter has made sure the vehicle is stable with the correct CYBEL support.

## HMF INFOCENTRE

The HMF InfoCentre constantly provides information on the current load and operation, so that you can see the load moment, the inclination of the vehicle and a lot more. If the crane stops, you can read the reason immediately, and take suitable precautions.

## HYDRAULIC SWING-UP STABILIZER LEGS

There is now a distribution valve on the crane base, so you have proportional oil distribution and protection against excess pressure, so the speed becomes proportional. At the same time, all the stabilizer functions can be operated simultaneously for faster operation.







# MORE USER-FRIENDLY THAN EVER BEFORE

While we were developing the new large range cranes, we did not just think about quality, safety and strength. We wanted the crane to be even easier to operate as well.

That is why we have designed a completely new colour display for the HMF remote control, so you can easily follow the operation and safety of the crane on the screen.

On top of that, new functions have been developed for controlling the hoist and the crane, which will make your working day easier and crane operation even faster.



## POWER HOIST AUTOMATIC HOIST CONTROL


Now it is even easier to work with a hoist. The wire rope runs in automatically when you fold up the crane. However, this solution is not available for the OK-boom system.

## POWER DISPLAY COLOUR SCREEN

The new colour display makes controlling the crane even easier. The display shows where you are all the time in relation to safety, consumption and other factors, so you can quickly reach your work targets.



## POWER SWING HYDRAULIC STABILIZER LEGS



A distribution valve on the base of the crane ensures proportional oil distribution and protection against excess pressure, so that the speed remains even. At the same time, all the stabilizer functions can be run simultaneously for faster operation.

## POWER GEAR 2-GEAR SLEWING SYSTEM



The new 2-gear slewing system makes operation even smoother and more stable. The gears are protected by a smart new cover, which you can easily take off and put on again if you have to take over control in an emergency.

## EASILY DETACHABLE SHIELD



The shield is easy to lift off in one move.

## REDUCED SPACE REQUIREMENTS WITH THE OK-BOOM SYSTEM



With the OK-boom system, the space requirements are reduced and reach optimized, so you obtain the optimum utilization of the vehicle payload.



## POWER DISPLAY COLOUR SCREEN



A fine new colour display gives you access to more information and helps as you work with the crane.

## POWER HOIST AUTOMATIC HOIST



Now it is even easier to work with a hoist. The wire rope runs in automatically when you fold up the crane.



EXTRA WIDE BOOM SYSTEM

MANY COMPONENTS IN ZI-NI OR ZI-FE

SIMPLE COVERING

2-GEAR SLEWING SYSTEM

STABILIZER LEGS WITH  
PROPORTIONAL CONTROL

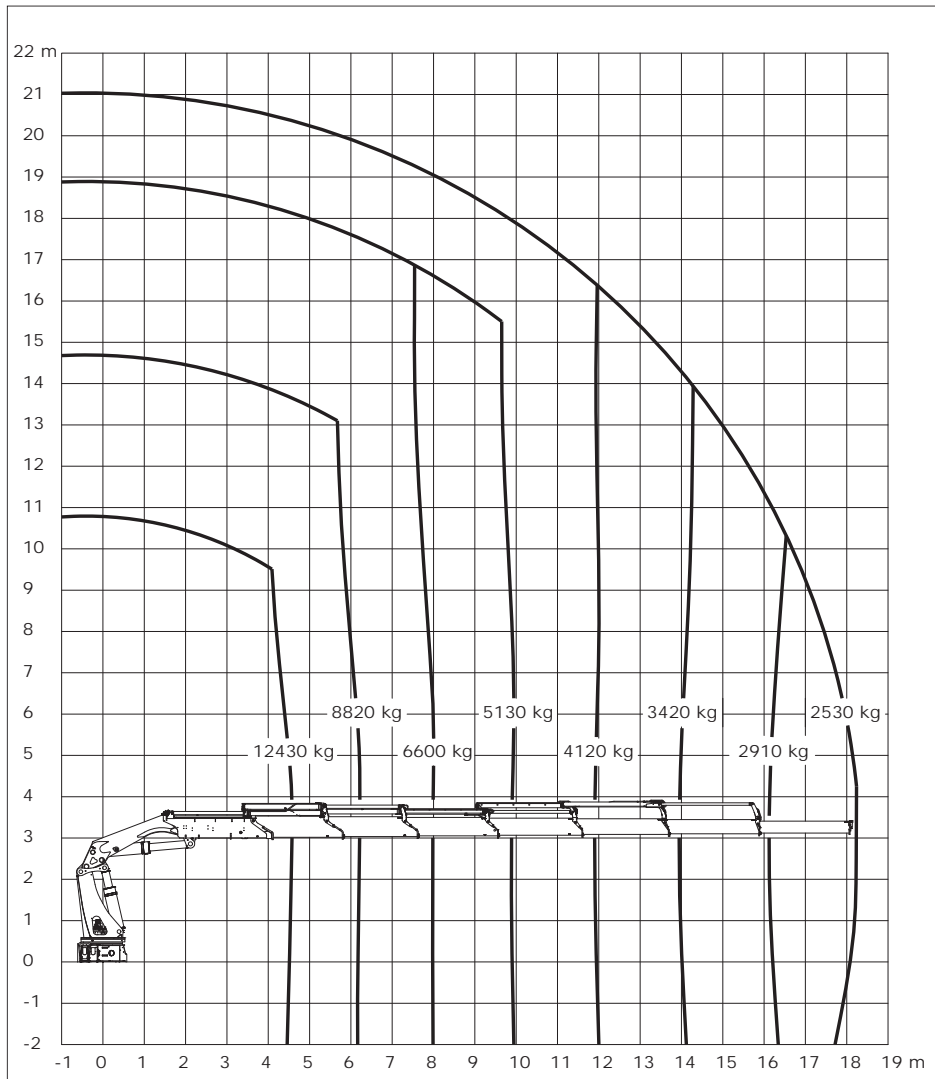
EVS OR CYBEL/2LMB

**HMF - POWER TO LIFT**

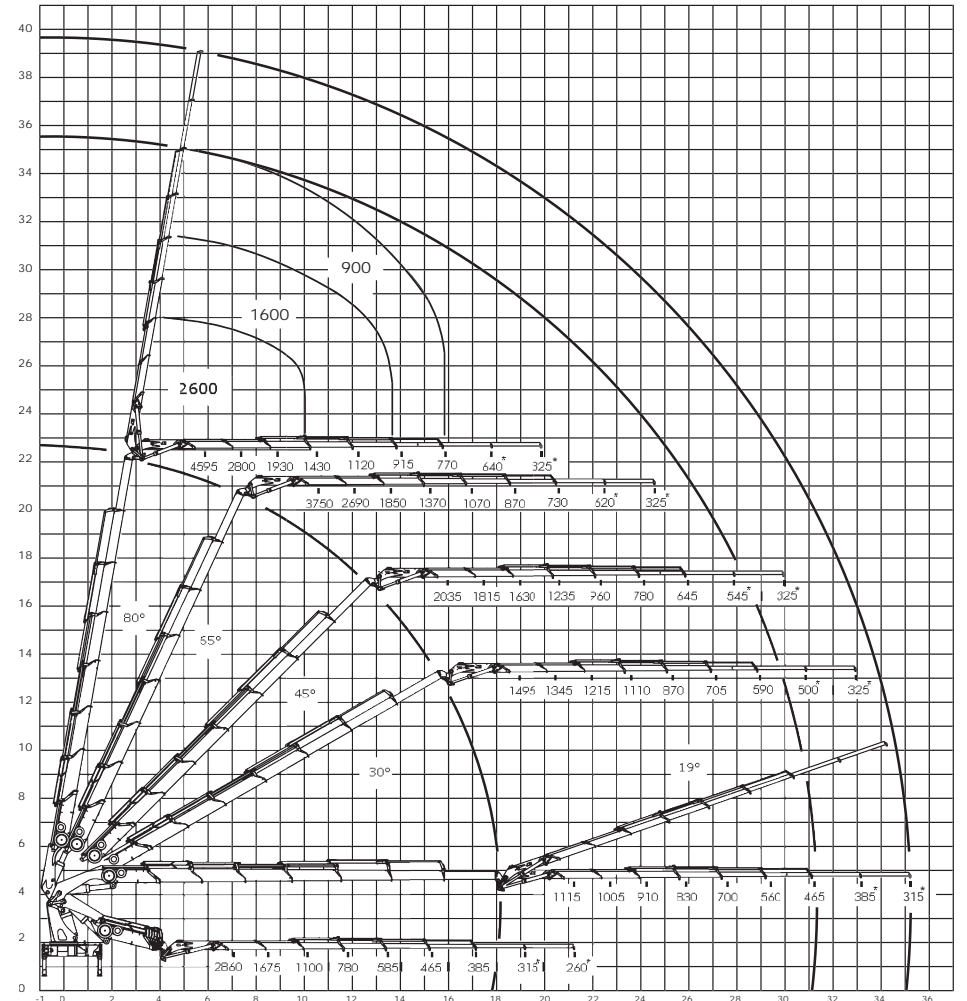
# LIFTING CAPACITY DIAGRAMS

## 7020K-RCS

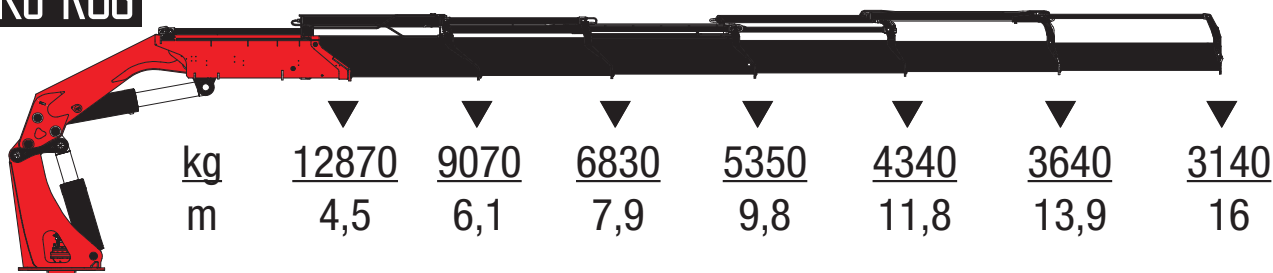
### 7020K7



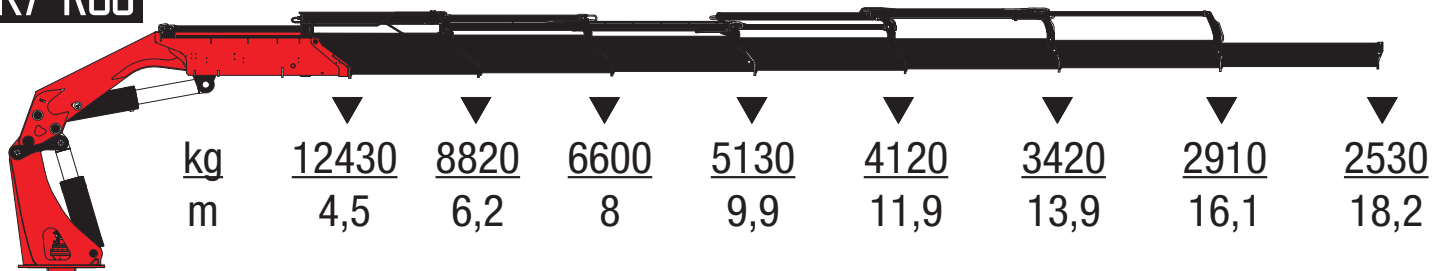
### 7020K7 WITH FLY-JIB 1400




### 7020K6-RCS



### 7020K7-RCS




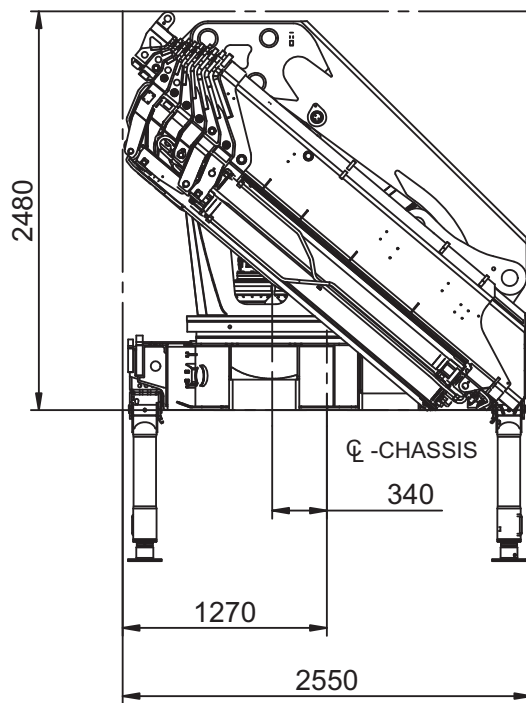
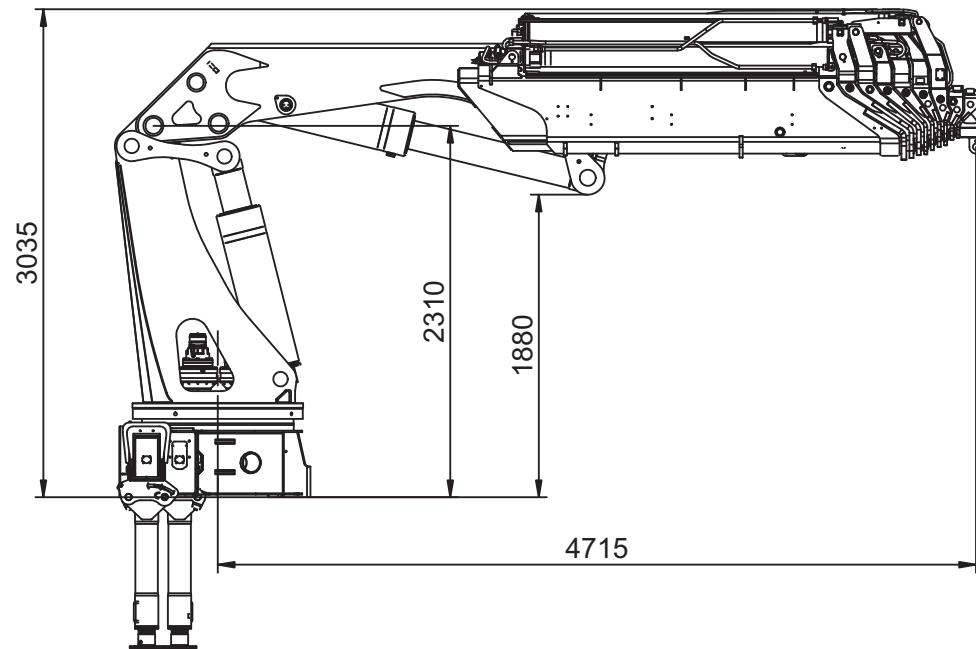
### 7020K8-RCS



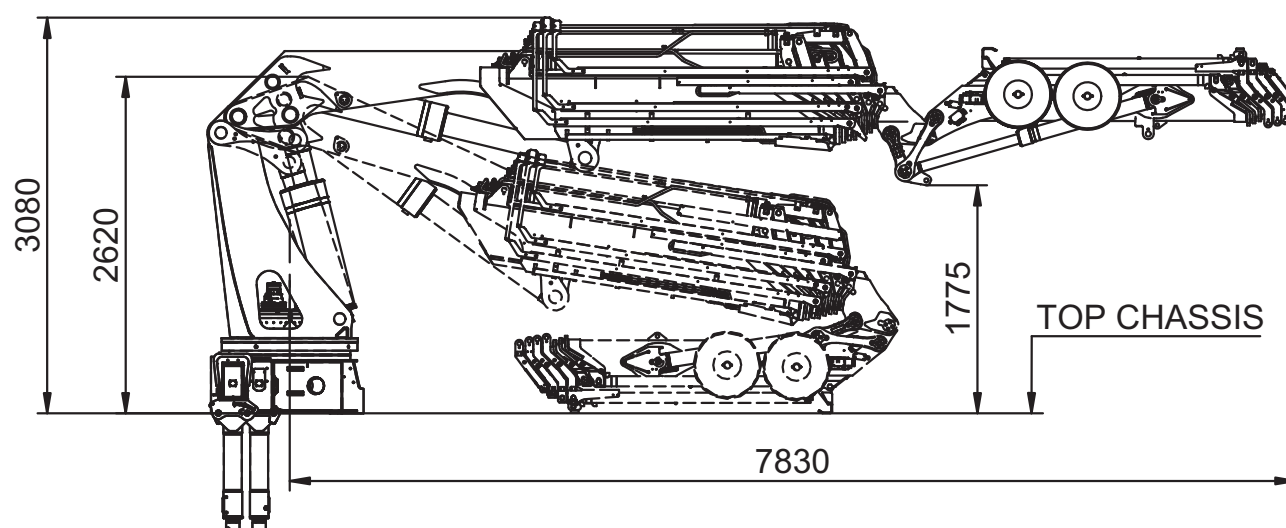
# DIMENSION SKETCHES

## 7020K-RCS

### 7020K7-K8

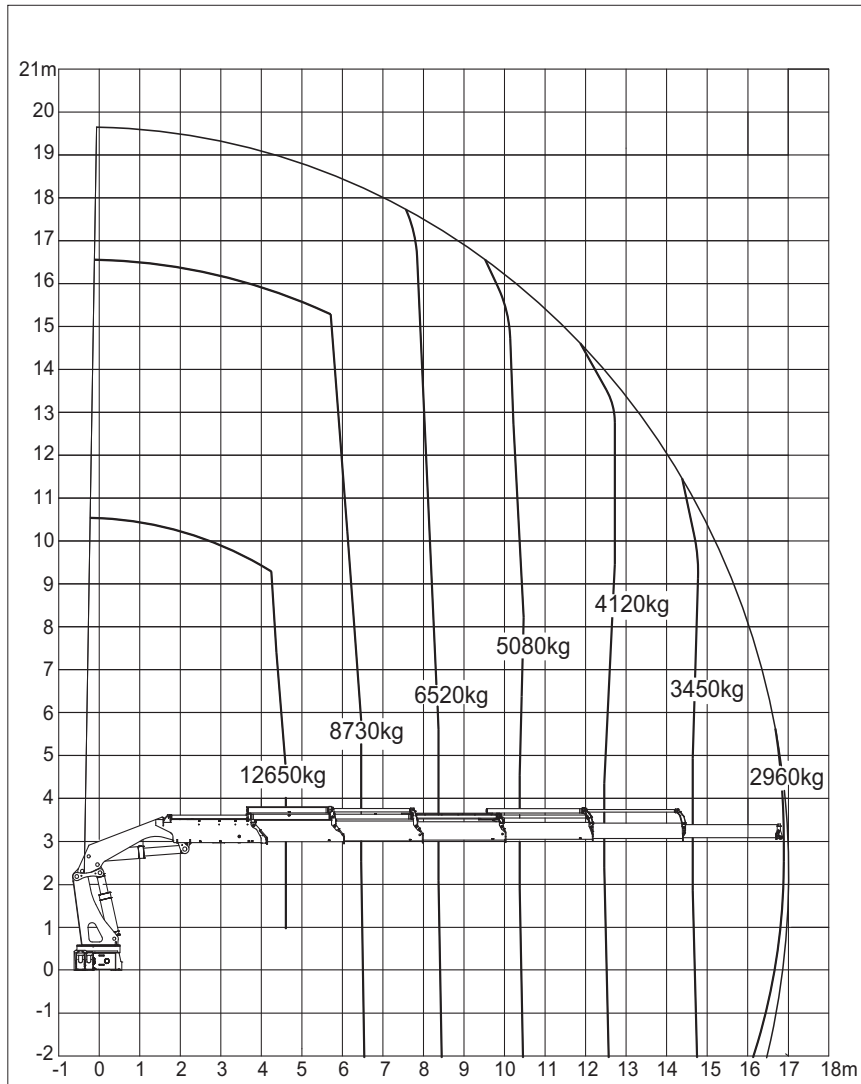


### 7020K7 WITH FJ1400

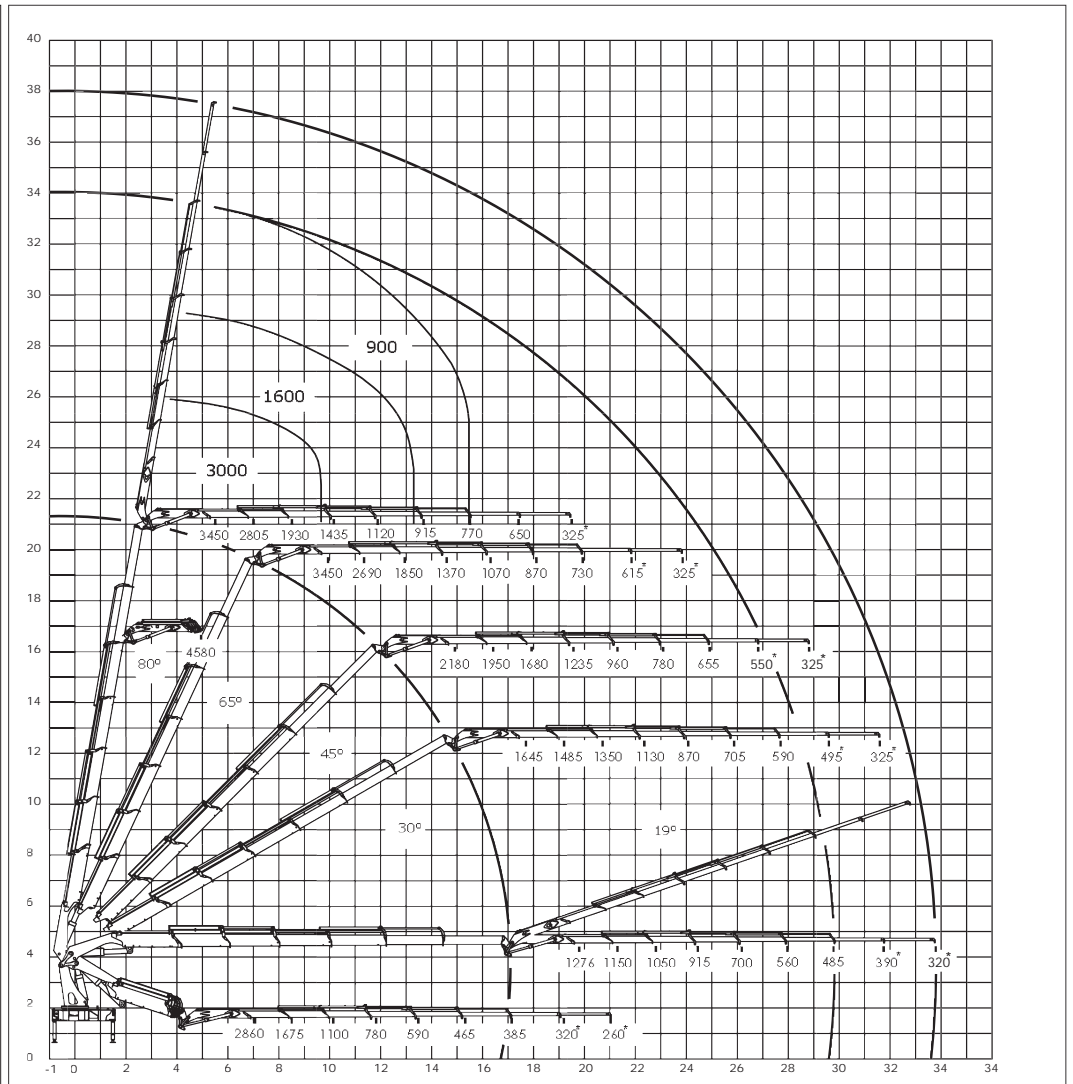


# LIFTING CAPACITY DIAGRAMS 70200K-RCS

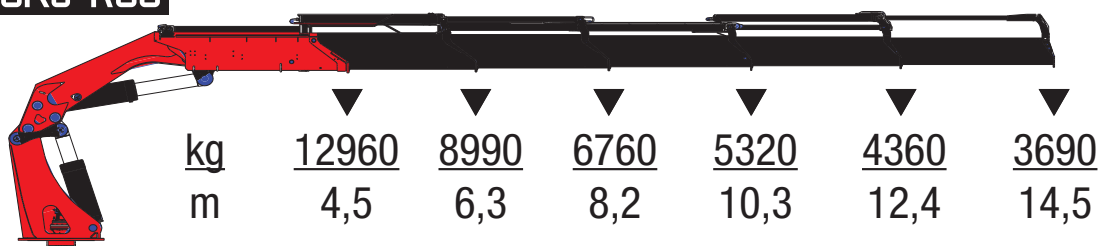
## 70200K6



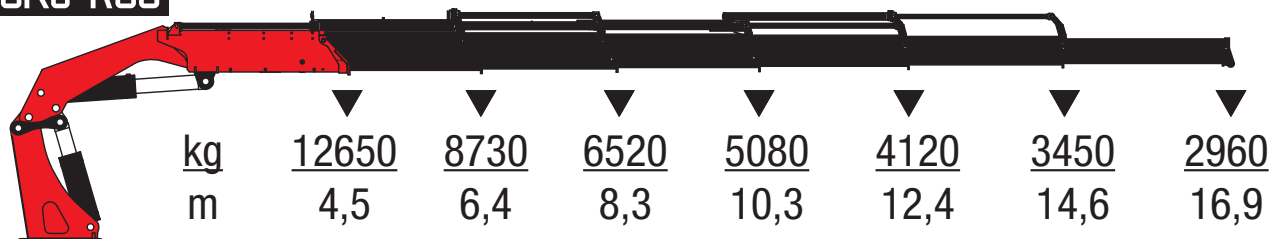
## 70200K6 WITH FLY-JIB 1200



### 70200K5-RCS



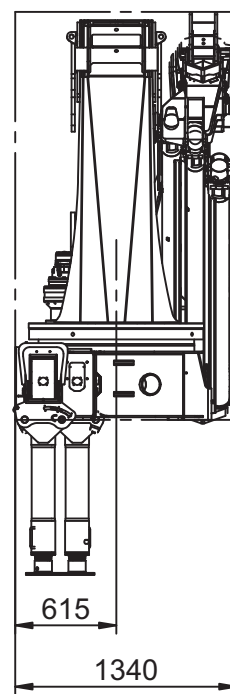
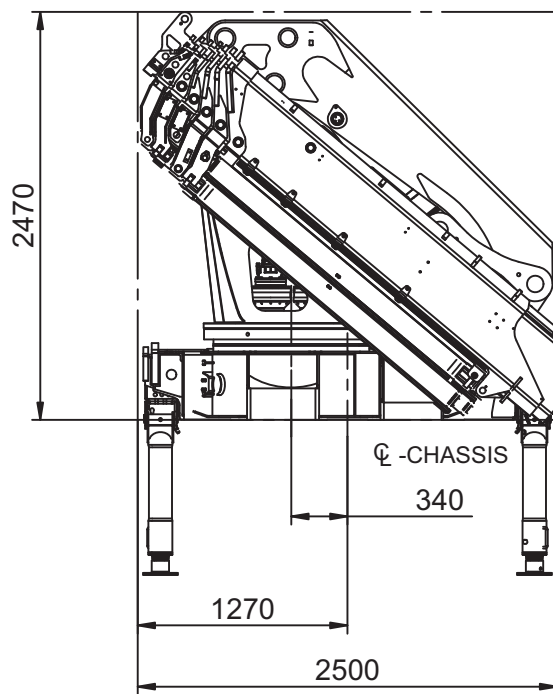
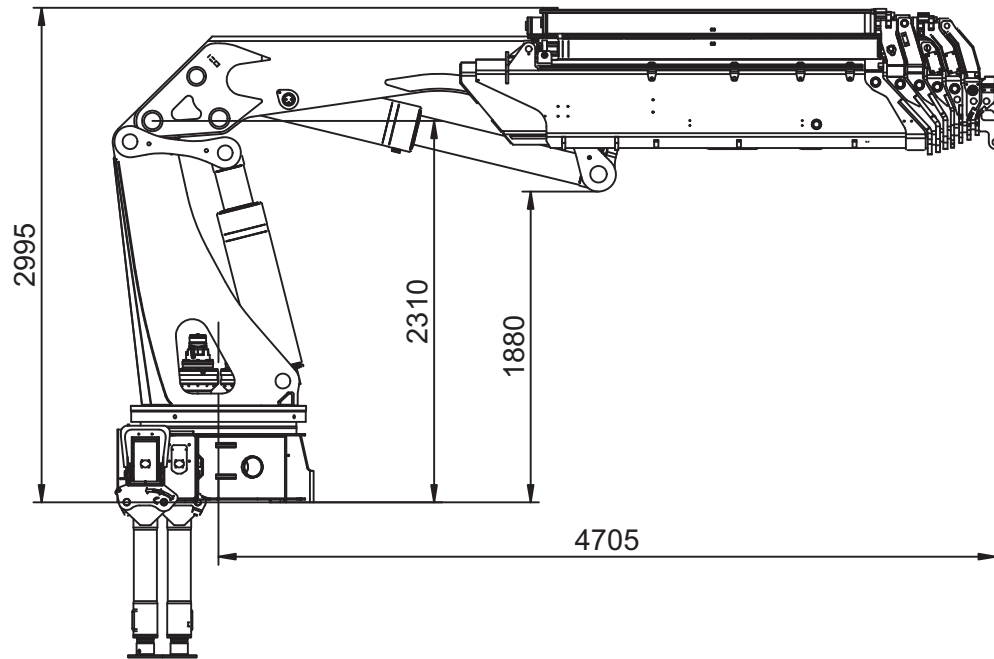
### 70200K6-RCS



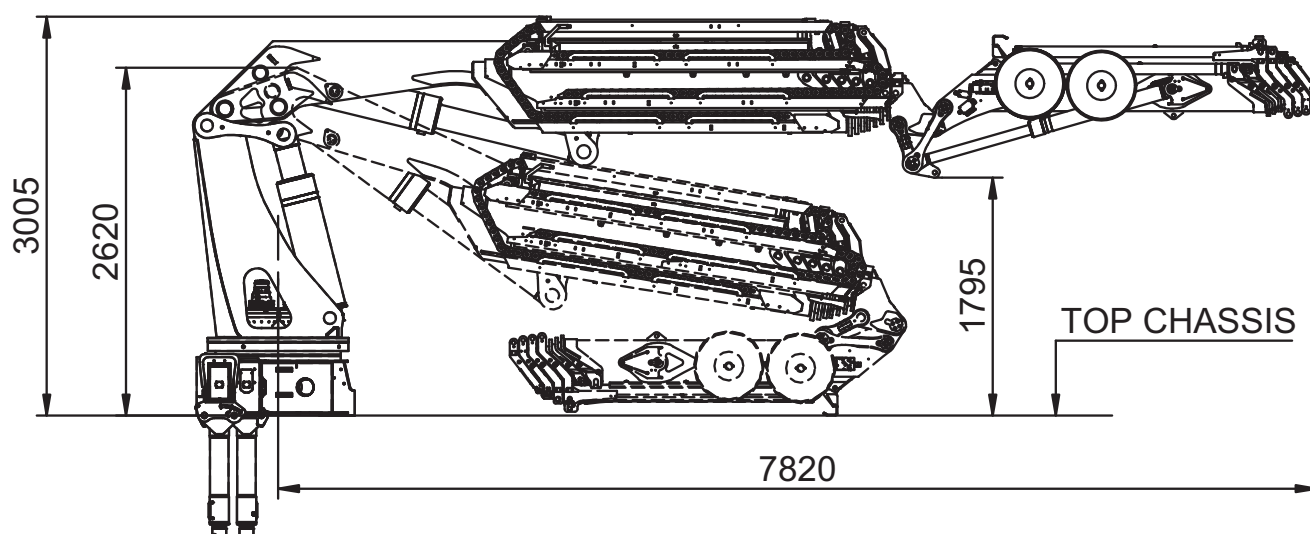
# DIMENSION SKETCHES

## 70200K-RCS

### 70200K-K6



### 70200K-K6 WITH FJ1200



# DATA SHEET

TECHNICAL DATA	HMF 7020				HMF 9520			
	7020K6-RCS	7020K8-RCS	7020OK2-RCS	7020OK6-RCS	9520K6-RCS	9520K8-RCS	9520OK2-RCS	9520OK6-RCS
MAX. LOAD MOMENT, TM	55.6	46.1	62.0	49.9	76.3	73.3	81.8	76.0
MAX. HYDRAULIC REACH, M	16.2	20.6	8.3	17.0	16.0	20.2	8.3	16.9
MAX. HYDRAULIC REACH WITH FLY-JIB, M	29.9	N/A	N/A	29.9	29.1	33.2	N/A	29.9
SLEWING TORQUE, KGM	8000	8000	8000	8000	9000	9000	9000	9000
SLEWING AREA	∞	∞	∞	∞	∞	∞	∞	∞
WORKING PRESSURE, BAR	375	375	375	375	365	365	365	365
WEIGHT CRANE, KG EXCL. STABILIZERS	5410	5900	4440	5550	6940	7430	5770	6980
STABILIZER SPREAD, M	8.4	8.4	8.4	8.4	8.4	8.4	8.4	8.4
MAX. PUMP PERFORMANCE, L/MIN, 1-CIRCUIT	80-120	80-120	80-120	80-120	80-120	80-120	80-120	80-120
MAX. POWER CONSUMPTION, KW	48-127	48-127	48-127	48-127	48-127	48-127	48-127	48-127
WIDTH, FOLDED, MM	2550	2550	2550	2550	2550	2550	2550	2550
WEIGHT OF STABILIZERS	700	700	700	700	1025	1025	1025	1025
LENGTH OF CRANE	1550	1550	1340	1340	1620	1620	1440	1440

FEATURES	HMF 7020		HMF 9520	
	7020K-RCS	7020OK-RCS	9520K-RCS	9520OK-RCS
CONTROL MODE	RCS	RCS	RCS	RCS
CONTROL VALVE	PVG 32	PVG 32	PVG 32	PVG 32
SAFETY SYSTEM – CRANE – CE	RCL5300	RCL5300	RCL5300	RCL5300
ELECTRIC VOLTAGE	24 V	24 V	24 V	24 V
HYDRAULIC SYSTEM - CIRCUIT	1	1	1	1
PUMP PERFORMANCE FIXED	80 L	80 L	80 L	80 L
OVER-BENDING ON CRANE, °	15	15	15	15
OVER-BENDING ON FLY-JIB, °	20	20	20	20
HIGH-PRESSURE FILTER	YES	YES	YES	YES
DUAL POWER PLUS LINK ARM SYSTEM	YES	YES	YES	YES
INTERNAL HOSE ROUTING	YES	YES	YES	YES
OIL COOLER WITH TEMPERATURE MONITORING	YES	YES	YES	YES
<b>OPTIONS</b>				
HMF INFOCENTRE	✓	✓	✓	✓
POWER DISPLAY - COLOUR SCREEN	✓	✓	✓	✓
SAFETY SYSTEM, EVS	✓	✓	✓	✓
AUTOSWITCH – SWITCH OFF EVS	✓	✓	✓	✓
POWER WIRE - SWING-UP HOIST HMF 3200*	✓		✓	
CAC - CABIN ANTI-CRASH	✓	✓	✓	✓
SAFETY SYSTEM – TRANSPORT – CE	BEHEW	BEHEW	BEHEW	BEHEW
HYDRAULIC SWING-UP STABILIZER LEGS	YES	YES	YES	YES
FLY-JIB 2200			K6 + K7	
FLY-JIB 1400	K6 + K7		K8	
FLY-JIB 2000		OK4		OK5 + OK6
FLY-JIB 1200		OK5 + OK6		
2 MANUAL EXTENSIONS, FLY JIB	FJ 1400-K6	FJ 1200-K6	FJ 2200-K6	FJ 2000-K6
1 MANUAL EXTENSION, CRANE	K6	OK5	K6	OK5
PERSONNEL BASKET (ONLY FLY-JIB WITH 6 EXTENSIONS) **	✓	✓	✓	✓
VARIABLE PUMP FLOW	✓	✓	✓	✓
ELECTRIC OUTPUTS (OPTION)	6	6	6	6
HYDRAULIC SYSTEM - 2-CIRCUIT	✓	✓	✓	✓
OIL TANK, 320 L OR 390 L ON CRANE	✓	✓	✓	✓
RAL COLOUR	✓	✓	✓	✓

\* Requires colour display

\*\* Personnel basket only available on cranes with Fly-Jib and 2 extra valves in hose guides on the crane